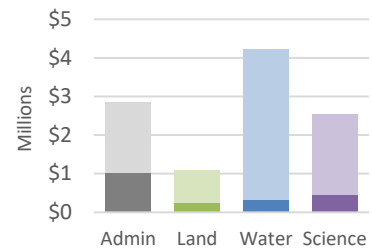


## January - May 2022

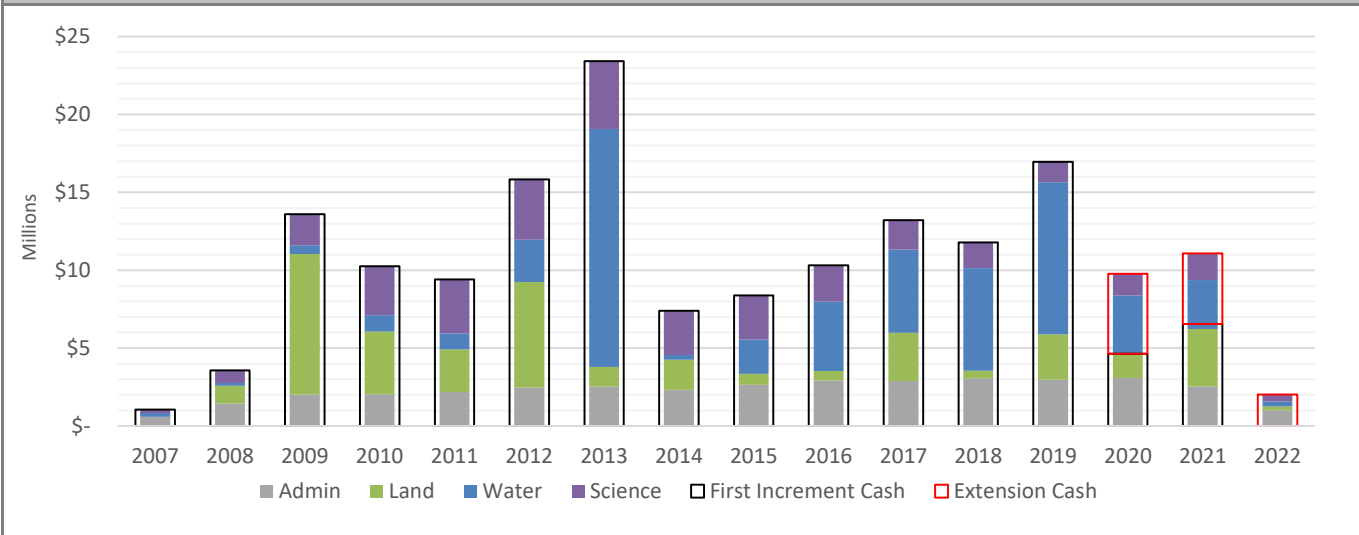
	Budget	Expenditures	Remain
Admin	\$ 2,856,000	\$ 1,017,603	\$ 1,838,397
Land	\$ 1,089,000	\$ 235,052	\$ 853,948
Water	\$ 4,223,000	\$ 319,075	\$ 3,903,925
Science	\$ 2,542,000	\$ 444,563	\$ 2,097,437
<b>Total</b>	<b>\$ 10,710,000</b>	<b>\$ 2,016,293</b>	<b>\$ 8,693,707</b>



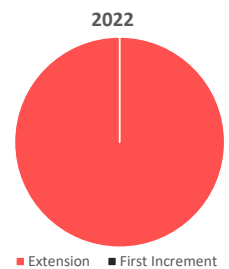
ID - Description	% Spend	Budget	ID - Description	% Spend	Budget
ED-1: Program Staff	<div><div></div></div> 36%	\$2,366,000	WPLW-1: Water Land O&M	<div><div></div></div> 67%	\$17,000
ED-2: Legal Services	<div><div></div></div> 17%	\$57,000	WPWM-1: Monitoring	<div><div></div></div> 58%	\$36,000
ED-3: Public Outreach	<div><div></div></div> 68%	\$23,000	WPMT-1: Management Tools	<div><div></div></div> 0%	\$5,000
GFC-1: Financial Services	<div><div></div></div> 26%	\$247,000	WPSA-1: Water Advisors	<div><div></div></div> 36%	\$50,000
GFC-2: Liability Insurance	<div><div></div></div> 101%	\$80,000	LP-2: Habitat Management	<div><div></div></div> 17%	\$336,000
PD-8: Website & Database	<div><div></div></div> 0%	\$77,000	LP-2-P: Predator Trapping	<div><div></div></div> 0%	\$89,000
CTE-1: Committee Expense	<div><div></div></div> 28%	\$6,000	PD-22: Sediment Aug.	<div><div></div></div> 0%	\$150,000
LP-3: Land Acquis. & Fees	<div><div></div></div> 21%	\$864,000	WP-1(b): Phragmites Control	<div><div></div></div> 0%	\$200,000
LP-4: Land O&M	<div><div></div></div> 10%	\$165,000	G-1: Remote Sensing	<div><div></div></div> 0%	\$306,000
LP-6: Land Advisors	<div><div></div></div> 0%	\$20,000	TP-1: T&P Monitoring	<div><div></div></div> 36%	\$20,000
LP-7: Public Access Program	<div><div></div></div> 100%	\$40,000	WC-1: WC Monitoring	<div><div></div></div> 53%	\$135,000
WPCP-1: Choke Point	<div><div></div></div> 0%	\$50,000	PS-1: Pallid Monitoring	<div><div></div></div> 0%	\$747,000
WPRT-1: Canal Recharge	<div><div></div></div> 6%	\$536,000	G-5: Geomorph Monitoring	<div><div></div></div> 5%	\$86,000
WPRT-2: Elwood Recharge	<div><div></div></div> 11%	\$795,000	PD-15: Env. Permitting	<div><div></div></div> 13%	\$50,000
WPRT-3: Broad-Scale Rech.	<div><div></div></div> 0%	\$72,000	PD-18: AMP Equipment	<div><div></div></div> 43%	\$93,000
WPRT-4: Recapture Network	<div><div></div></div> 31%	\$80,000	IMRP-3: AM Advisors	<div><div></div></div> 0%	\$50,000
WPRT-5: Slurry Wall	<div><div></div></div> 0%	\$0	ISAC-1: ISAC Expenses	<div><div></div></div> 25%	\$261,000
WPST-1: Lake Mac Leases	<div><div></div></div> 0%	\$1,648,000	PD-3: Peer Review & Pubs	<div><div></div></div> 0%	\$9,000
WPST-2: US Storage Leases	<div><div></div></div> 0%	\$624,000	PD-11: AMP Workshops	<div><div></div></div> 64%	\$10,000
WPIR-1: Irrigator Leases	<div><div></div></div> 41%	\$310,000	TOTAL	<div><div></div></div> 19%	\$10,710,000

> 5% over budget

[illegible]

**EXPENDITURES BY CATEGORY AND FUNDING TYPE THROUGH TIME****2022 EXPENDITURES BY FUNDING TYPE AND SIGNATORY**

	Extension		First Increment		Total	
	Expenditure	%	Expenditure	%	Expenditure	%
Colorado	\$ 473,627	23.49%	\$ -	0.00%	\$ 473,627	23.49%
DOI	\$ 1,483,790	73.59%	\$ -	0.00%	\$ 1,483,790	73.59%
Wyoming	\$ 58,876	2.92%	\$ -	0.00%	\$ 58,876	2.92%
<b>Total</b>	<b>\$ 2,016,293</b>	<b>100.0%</b>	<b>\$ -</b>	<b>0.0%</b>	<b>\$ 2,016,293</b>	<b>100.0%</b>



Currently expending

**Extension Funds**

Remaining expenditure before reverting to First Increment Carryover Funds: \$3,483,596

**EXTENSION EXPENDITURES BY FUNDING TYPE AND SIGNATORY****Extension Funding**

	Indexed Cash Ceiling <sup>1</sup>	Expended	Remaining	Percent Remaining
Colorado	\$ 28,793,295	\$ 2,746,379	\$ 26,046,916	<b>90%</b>
DOI	\$ 90,204,282	\$ 8,603,918	\$ 81,600,364	
Wyoming	\$ 3,579,243	\$ 341,398	\$ 3,237,846	
<b>Total</b>	<b>\$ 122,576,820</b>	<b>\$ 11,691,695</b>	<b>\$ 110,885,125</b>	

<sup>1</sup>Indexing date - October 2021**First Increment Carryover Funding**

	Final Cash Ceiling	Expended	Remaining	Percent Remaining
Colorado	\$ 8,015,862	\$ 1,432,303	\$ 6,583,559	<b>82%</b>
DOI	\$ 52,503,273	\$ 9,380,632	\$ 43,122,641	
Wyoming	\$ 2,007,092	\$ 358,570	\$ 1,648,522	
<b>Total</b>	<b>\$ 62,526,227</b>	<b>\$ 11,171,505</b>	<b>\$ 51,354,722</b>	

	Total Cash Ceiling	Total Expended	Total Remaining	Percent Remaining
<b>TOTAL</b>	<b>\$ 185,103,047</b>	<b>\$ 22,863,200</b>	<b>\$ 162,239,847</b>	<b>88%</b>